

SHW410. Judge may ask for additional work of the same nature from any horse.

SHW411. Rider shall not be required to dismount except in the event the judge wishes to check equipment.

SHW412. Horses to be shown at a walk, jog and lope on a reasonably loose rein or light contact without undue restraint.

SHW413. Faults to be scored according to severity:

Excessive speed (any gait)

Being on the wrong lead

Breaking gait (including not walking when called for)

Excessive slowness in any gait, loss of forward momentum (resulting in an animated and/or artificial gait at the lope)

Failure to take the appropriate gait when called for (during transitions, excessive delay will be penalized)

Touching horse or saddle with free hand

Head carried too high

Head carried too low (tip of ear below the withers)

Overflexing or straining neck in head carriage so the nose is carried behind the vertical

Excessive nosing out

Excessive movement of the topline at the lope

Opening mouth excessively

Stumbling

Use of spurs forward of the cinch

Horse appears sullen, dull, lethargic, emaciated, drawn or overly tired

Quick, choppy or pony-strided

Overly canted at the lope (when the outside hind foot is further to the inside of the arena than the inside front foot).

SHW414. Faults that will be cause for disqualification, except in Level 1 amateur or Level 1 youth classes, which shall be faults scored according to severity:

Head carried too low and/or clearly behind the vertical excessively and consistently while the horse is in motion, or otherwise showing the appearance of intimidation.

SHW415. LEVEL 1 (HORSE) RANCH RIDING. The purpose of Level 1 ranch riding is to allow a horse to compete in a field with minimally accomplished horses of the same level of experience. The level 1 ranch riding is a stepping-stone to the more advanced competition of Level 2 and Level 3.

SHW415.1 Horses regardless of their age may be ridden with one hand and a standard western bit as approved by AQHA equipment rules, or with one or two hands with a snaffle bit or bosal as described under AQHA equipment rules.

SHW415.2 With the exception of eligibility and equipment requirements, the same rules apply in Level 1 ranch riding as apply in ranch riding.

SHW415.3 Horses are eligible to compete if they have not, as of January 1st of the current year:

SHW415.3.1 earned 25 points or more in AQHA-approved ranch riding classes (horse points from all levels in any division will count excluding introductory/rookie points and are cumulative in determining eligibility); or

SHW415.3.2 won \$2,500 or more in any equine organization or association in ranch riding classes, including earnings reported by Q Data, Equistat and other verifiable resources.

SHW415.3.3 Accuracy of eligibility is the responsibility of the owner or exhibitor.

SHW416. RANCH RIDING. The purpose of the ranch riding class is to measure the

ability of the horse to be a pleasure to ride while being used as a means of conveyance from performing one ranch task to another. The horse should reflect the versatility, attitude and movement of a working ranch horse riding outside the confines of an arena. The horse should be well-trained, relaxed, quiet, soft and cadenced at all gaits. The ideal ranch horse will travel with forward movement and demonstrate an obvious lengthening of stride at extended gaits. The horse can be ridden with light contact or on a relatively loose rein without requiring undue restraint, but not shown on a full drape of reins. The overall manners and responsiveness of the ranch riding horse to make timely transitions in a smooth and correct manner, as well as the quality of the movement are of primary considerations. The ideal ranch riding horse should have a natural ranch horse appearance from head to tail in each maneuver.

SHW416.1 For horses three years of age and older, offered as a Level 1, junior, senior or all-age open division class, and as a Level 1 youth, 13 & under, 14-18, or all-age youth division class, and as a Level 1 amateur, Level 1 select, select, or all-age amateur division class.

SHW416.2 No horse may cross enter a western pleasure or walk-trot western pleasure and ranch riding class at the same show regardless of division (youth, amateur, select or open). Show management may run AQHA ranch riding and VRH ranch riding concurrently if held within a full versatility ranch horse show. If held concurrently, AQHA ranch riding rules (SHW416-419.8) will apply.

SHW417. Class requirements:

SHW417.1 Each horse will work individually. Horses will be scored on the basis of 0 to 100, with 70 denoting an average performance. Each maneuver will receive a score that should be added or subtracted from 70 and is subject to a penalty that should be subtracted. Each maneuver will be scored on the following basis, ranging from plus 1 1/2 to minus 1 1/2.: -1 1/2 extremely poor, -1 very poor, -1/2 poor, 0 correct, +1/2 good, + 1 very good, + 1 1/2 excellent. Maneuver scores are to be determined and assessed independently of penalty points. **Natural ranch horse appearance will also be evaluated ranging from plus 1 1/2 to minus 1 1/2.**

SHW417.2 One of the 15 approved patterns must be used, **except at AQHA World and Level 1 Championship events where alternate patterns may be used.**

SHW417.3 The overall cadence and performance of the gaits should be as those described in GAITS, (SHW334 Ranch Riding) with an emphasis on forward movement, free-flowing, and ground covering for all gaits. Transitions should be performed where designated, with smoothness and responsiveness.

SHW417.4 No time limit.

SHW417.5 The use of natural logs is required.

SHW417.6 Sitting the regular trot and lope is recommended; though standing in the stirrups at the extended trot and extended lope, or posting the extended trot is acceptable.

SHW417.7 Touching or holding the saddle horn is acceptable.

SHW418. Ranch Riding Apparel and Equipment

SHW418.1 No hoof polish, or hoof black.

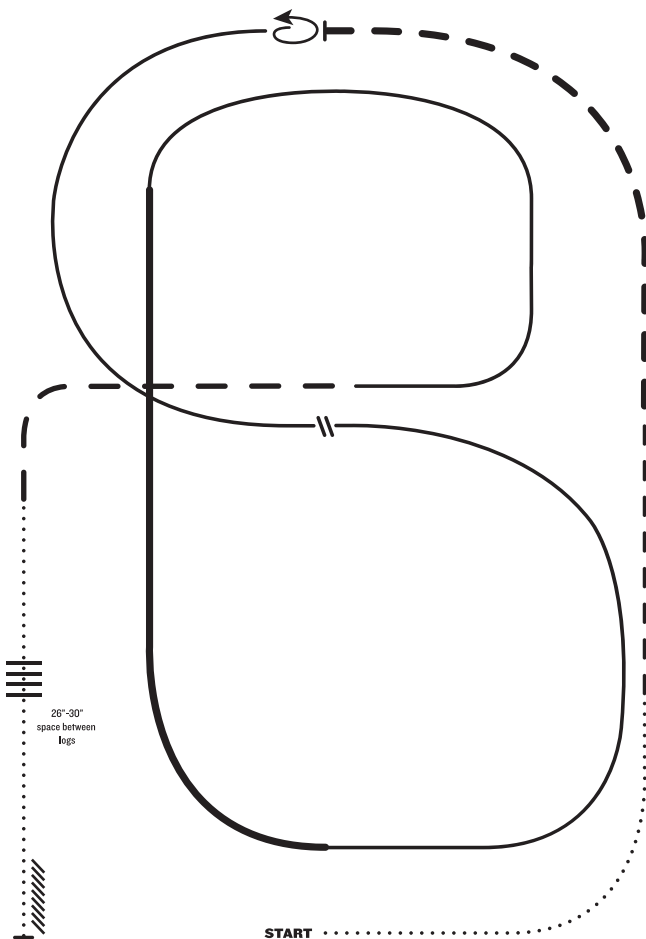
SHW418.2 No braided or banded manes/tails or tail extensions.

SHW418.3 Trimming inside ears is discouraged.

SHW418.4 Trimming bridle path, fetlocks and/or excessive (long) facial hair is allowed.

SHW418.5 Equipment with silver should not count over a good working outfit. Excessive silver on bridles and saddles is discouraged.

RANCH RIDING - PATTERN I



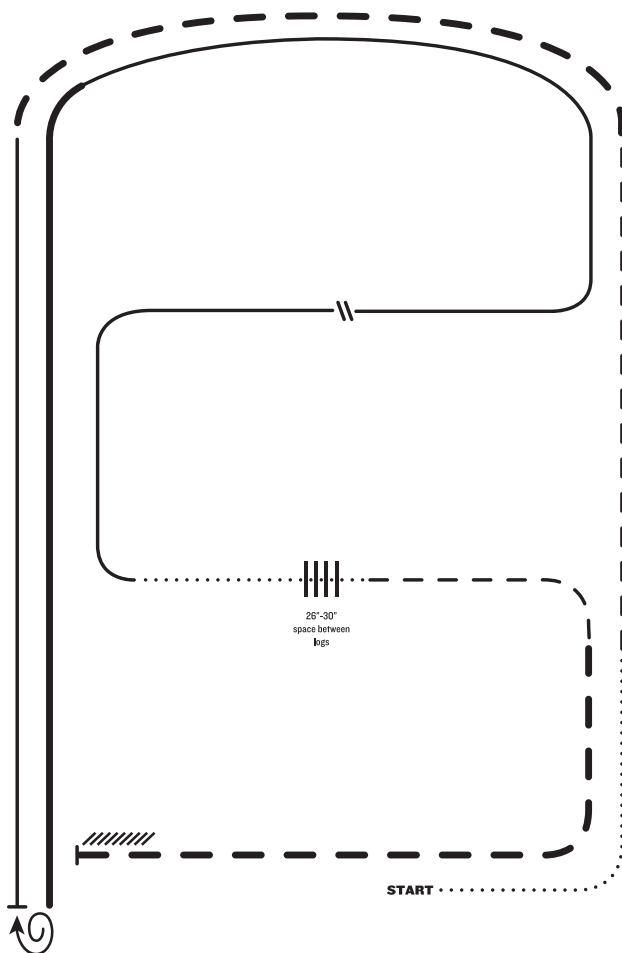
LEGEND

.....	Walk
.....	Extended Walk
- - - -	Trot
- - - -	Extended Trot
————	Lope
————	Extended Lope
////	Back
\\	Lead Change

Note: The drawn description of this pattern is only intended for the general depiction of the pattern. Exhibitors should utilize the arena space to best exhibit their horses.

1. Walk
2. Trot
3. Extend the trot, at the top of the arena, stop
4. 360° turn left
5. Left lead 1/2 circle, lope to the center
6. Change leads (simple or flying)
7. Right lead 1/2 circle
8. Extended lope up the long side of the arena (right lead)
9. Collect back to a lope around the top of the arena and back to center
10. Break down to an extended trot
11. Walk over logs
12. Stop and back

RANCH RIDING - PATTERN 2



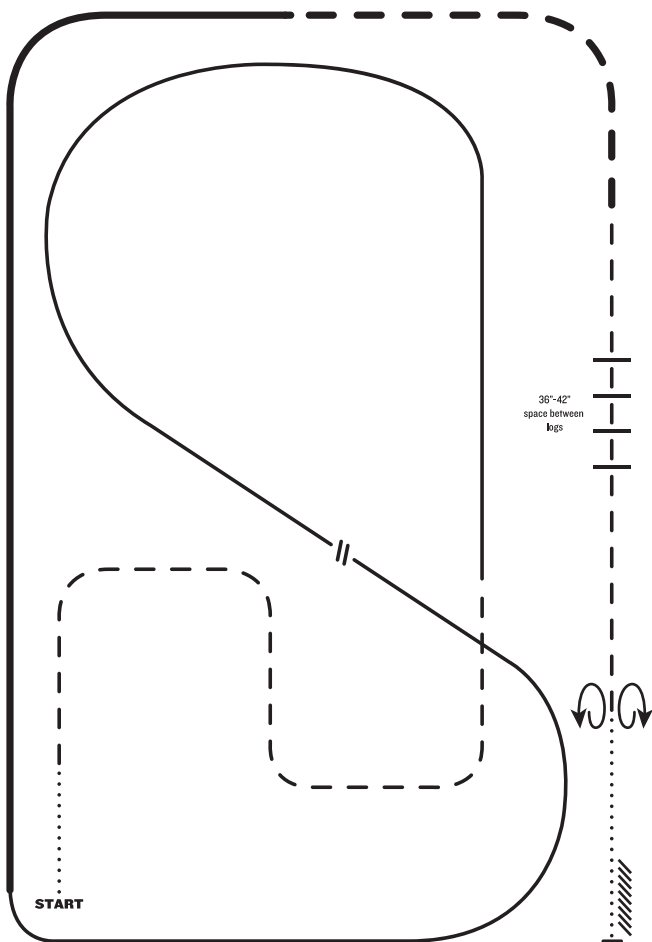
LEGEND

.....	Walk
.....	Extended Walk
- - -	Trot
- - -	Extended Trot
————	Lope
————	Extended Lope
//////	Back
\\	Lead Change

1. Walk
2. Trot
3. Extended trot
4. Lope left lead
5. Stop, 1 1/2 turn right
6. Extended lope
7. Collect lope right lead
8. Change leads (simple or flying), continue lope left lead
9. Walk
10. Walk over logs
11. Trot
12. Extended trot
13. Stop and back

Note: The drawn description of this pattern is only intended for the general depiction of the pattern. Exhibitors should utilize the arena space to best exhibit their horses.

RANCH RIDING - PATTERN 3

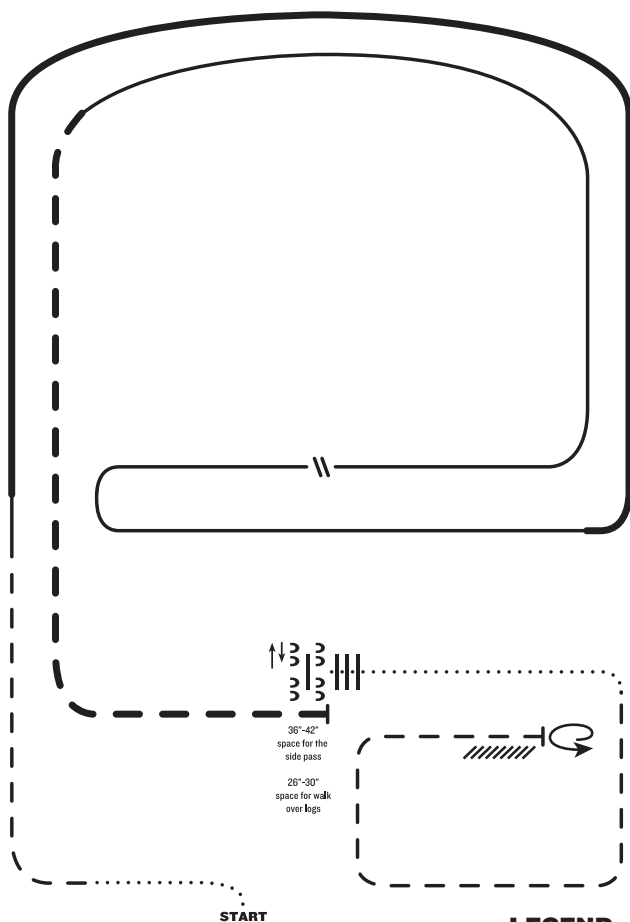


LEGEND	
.....	Walk
.....	Extended Walk
- - - -	Trot
- - - -	Extended Trot
————	Lope
————	Extended Lope
//////	Back
\\	Lead Change

Note: The drawn description of this pattern is only intended for the general depiction of the pattern. Exhibitors should utilize the arena space to best exhibit their horses.

1. Walk
2. Trot serpentine
3. Lope left lead around the end of the arena and then diagonally across the arena
4. Change leads (simple or flying)
5. Lope right lead around end of the arena
6. Extend lope on the straight away and around corner to the center of the arena
7. Extend trot around corner of the arena
8. Collect to a trot
9. Trot over logs
10. Stop, 360° turn each direction (either direction 1st) (L-R or R-L)
11. Walk, stop and back

RANCH RIDING - PATTERN 4



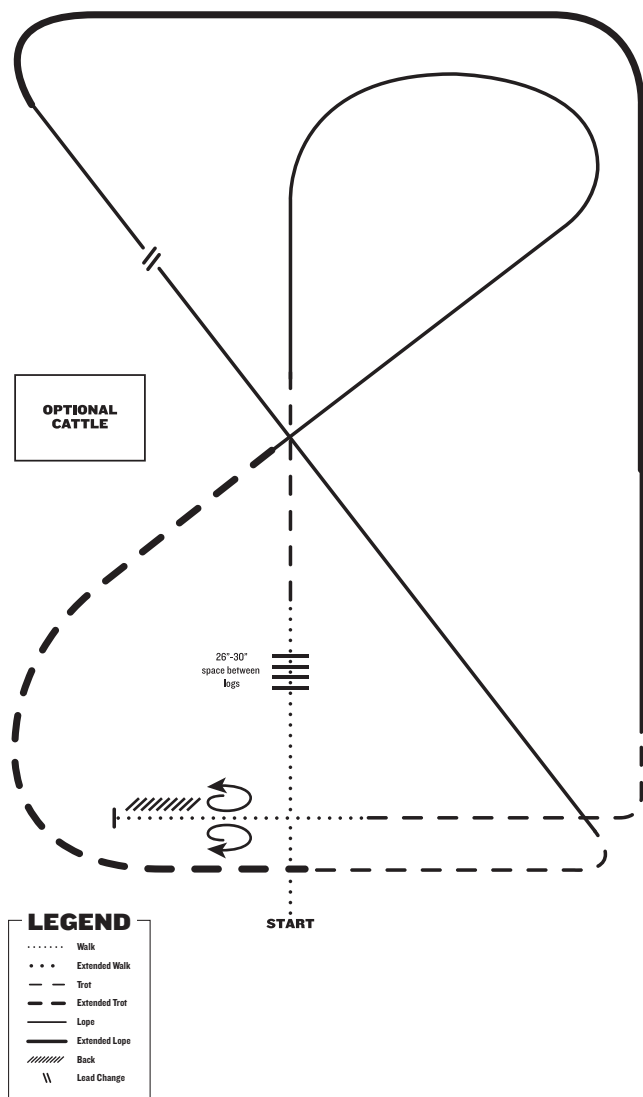
LEGEND

.....	Walk
.....	Extended Walk
- - - -	Trot
- - - -	Extended Trot
————	Lope
————	Extended Lope
//////	Back
//	Lead Change

1. Walk
2. Trot
3. Extended lope right lead
4. Lope right lead
5. Change leads (simple or flying)
6. Lope left lead
7. Extended trot
8. Stop, side pass left, side pass right, 1/2 way
9. Walk over logs
10. Walk
11. Trot square
12. Stop, 360° turn left, and back

Note: The drawn description of this pattern is only intended for the general depiction of the pattern. Exhibitors should utilize the arena space to best exhibit their horses.

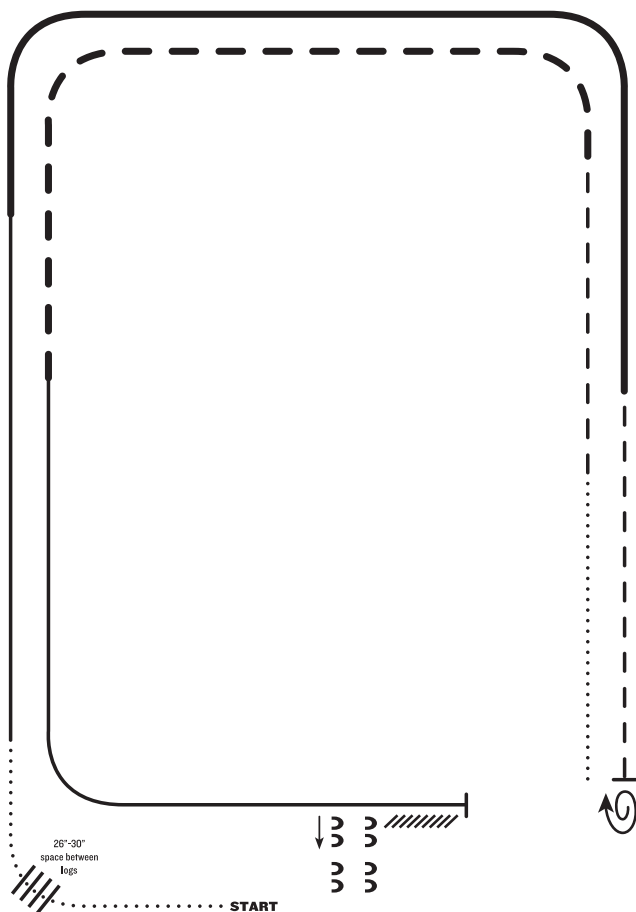
RANCH RIDING - PATTERN 5



1. Walk
2. Walk over logs
3. Trot
4. Lope right lead
5. Extended trot
6. Trot
7. Lope left lead
8. Change leads (simple or flying)
9. Extended lope right lead
10. Collect lope
11. Trot
12. Walk
13. Stop and back
14. 360° turn each direction (either direction 1st) (L-R or R-L)

Note: The drawn description of this pattern is only intended for the general depiction of the pattern. Exhibitors should utilize the arena space to best exhibit their horses.

RANCH RIDING - PATTERN 6



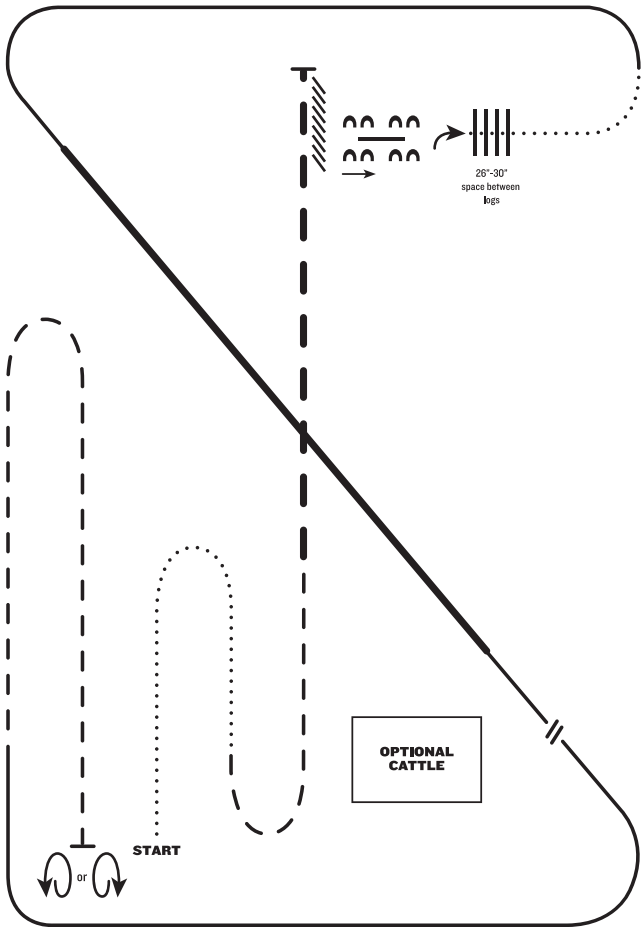
LEGEND

.....	Walk
....	Extended Walk
- - - -	Trot
- - - -	Extended Trot
————	Lope
————	Extended Lope
////	Back
∩	Lead Change

1. Walk
2. Walk over logs
3. Lope right lead
4. Extended lope right lead
5. Trot
6. Stop, 1 1/2 turn right
7. Walk
8. Trot
9. Extended trot
10. Lope left lead
11. Stop and back
12. Side pass right

Note: The drawn description of this pattern is only intended for the general depiction of the pattern. Exhibitors should utilize the arena space to best exhibit their horses.

RANCH RIDING - PATTERN 7



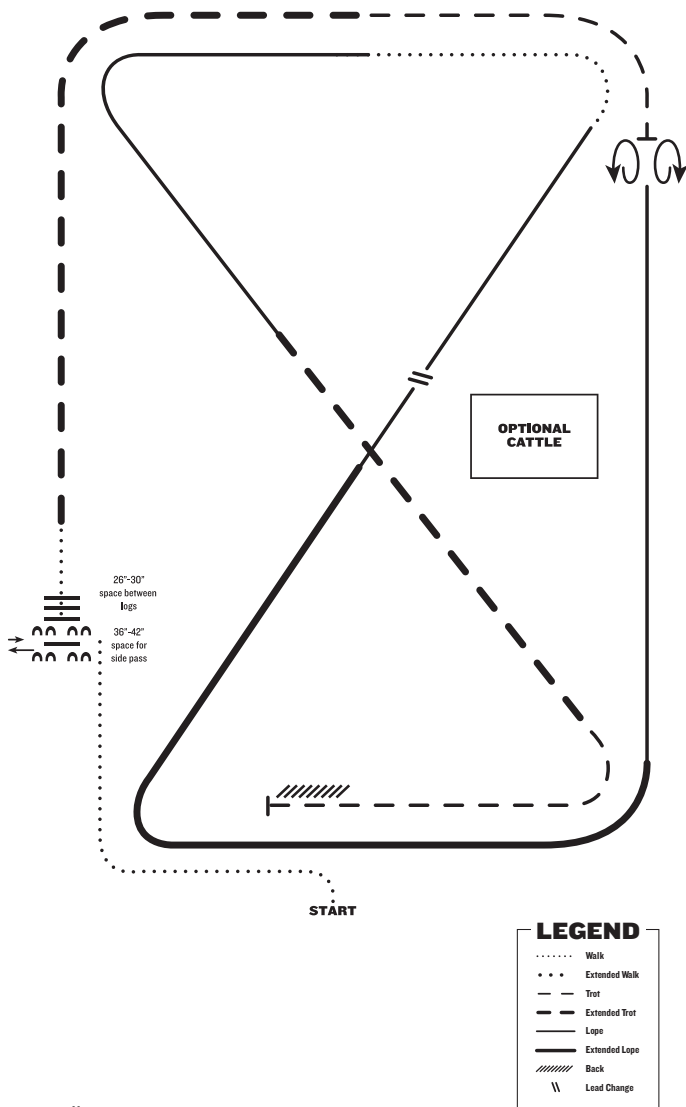
LEGEND

- Walk
- • • Extended Walk
- - - Trot
- - - Extended Trot
- Lope
- Extended Lope
- ////// Back
- \\ Lead Change

1. Walk
2. Trot
3. Extended trot
4. Stop and back
5. Side pass right over log
6. 1/4 turn right, walk over logs
7. Walk
8. Lope left lead
9. Extended lope left lead
10. Collect lope, change leads (simple or flying)
11. Lope right lead
12. Trot
13. Stop, one 360° turn either direction

Note: The drawn description of this pattern is only intended for the general depiction of the pattern. Exhibitors should utilize the arena space to best exhibit their horses.

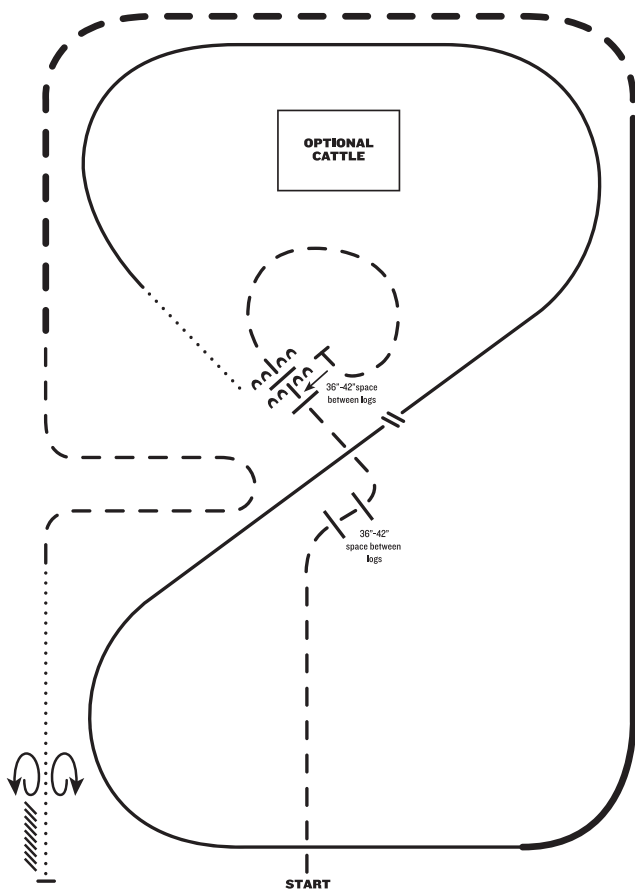
RANCH RIDING - PATTERN 8



1. Walk
2. Side pass left across first log, side pass 1/2 way to right
3. Walk over logs
4. Extended trot
5. Trot
6. Stop, 360° turn each direction (either direction 1st) (L-R or R-L)
7. Lope right lead
8. Extended lope right lead
9. Collect lope, change leads (simple or flying), continue lope left lead
10. Walk
11. Lope left lead
12. Extended trot
13. Trot
14. Stop and back

Note: The drawn description of this pattern is only intended for the general depiction of the pattern. Exhibitors should utilize the arena space to best exhibit their horses.

RANCH RIDING - PATTERN 9

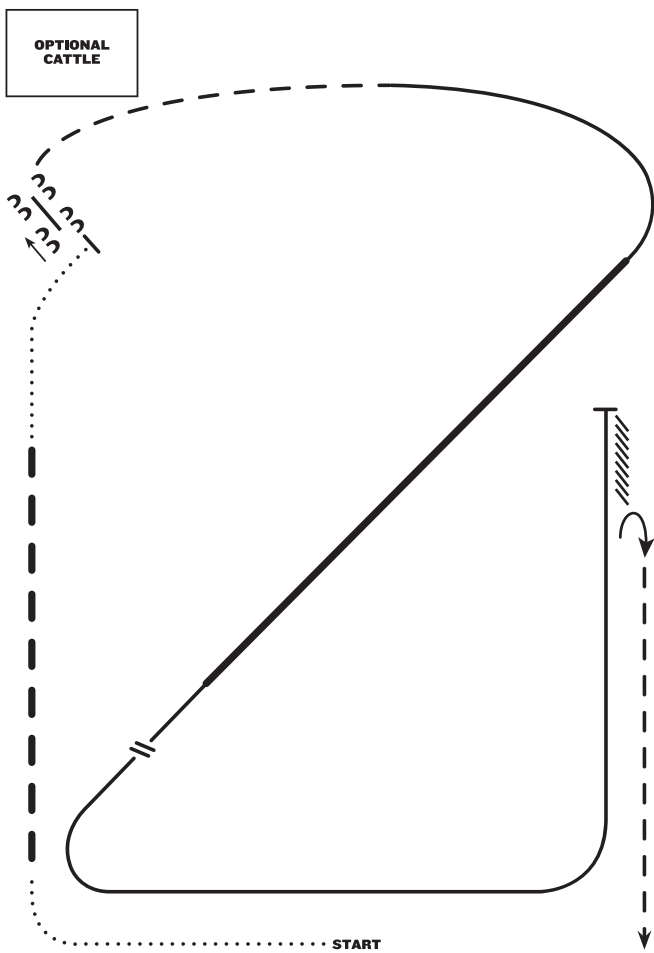


LEGEND	
.....	Walk
.....	Extended Walk
- - -	Trot
- - -	Extended Trot
—	Lope
—	Extended Lope
////	Back
∩	Lead Change

1. Trot
2. Trot over two sets of logs
3. Trot circle, stop and side pass left over log
4. Walk
5. Lope right lead
6. Change leads (simple or flying)
7. Lope left lead
8. Extended lope left lead
9. Extended trot
10. Trot
11. Walk
12. Stop and back
13. 360° turn each direction (either direction 1st) (L-R or R-L)

Note: The drawn description of this pattern is only intended for the general depiction of the pattern. Exhibitors should utilize the arena space to best exhibit their horses.

RANCH RIDING - PATTERN 10

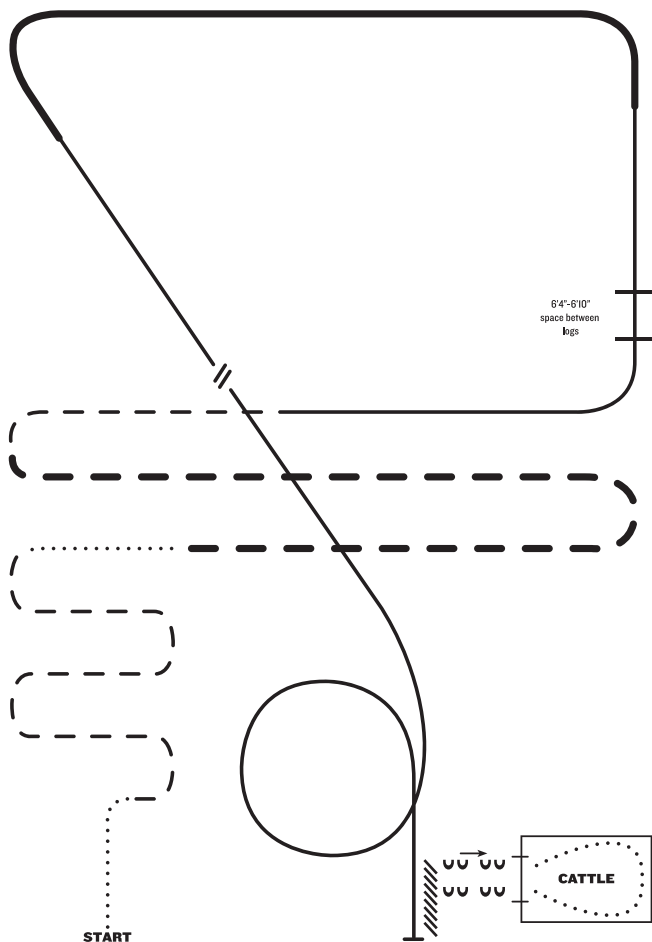


LEGEND	
.....	Walk
.....	Extended Walk
- - - -	Trot
- - - -	Extended Trot
————	Lope
————	Extended Lope
//////	Back
∩	Lead Change

1. Walk
2. Extended trot
3. Walk
4. Stop, side pass left over log
5. Trot
6. Lope right lead
7. Extended lope right lead
8. Collect lope and change leads (simple or flying)
9. Lope left lead
10. Stop and back
11. 1/2 turn right
12. Trot

Note: The drawn description of this pattern is only intended for the general depiction of the pattern. Exhibitors should utilize the arena space to best exhibit their horses.

RANCH RIDING - PATTERN 11



START

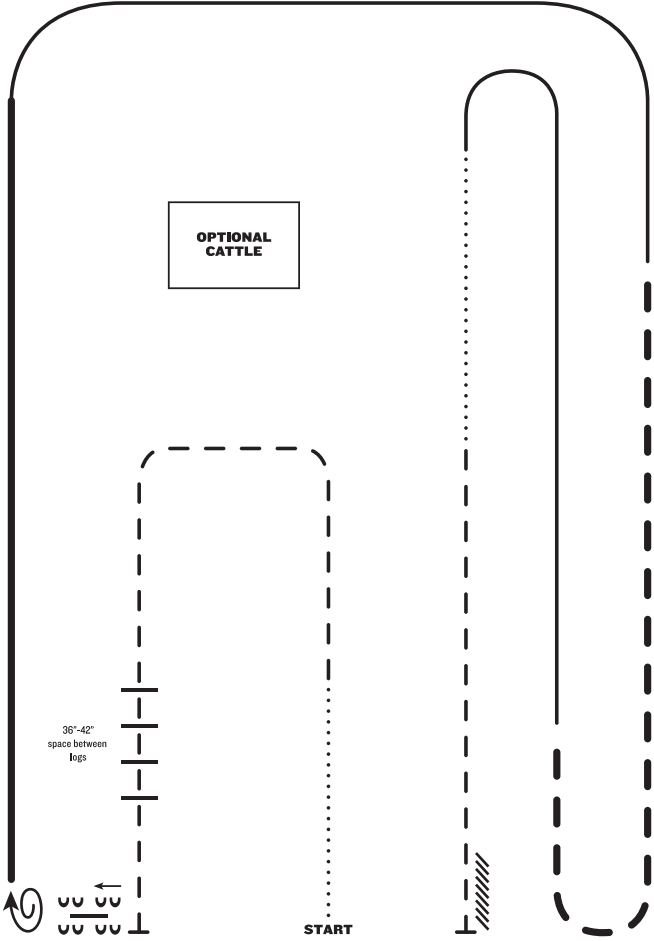
LEGEND

.....	Walk
....	Extended Walk
- - -	Trot
- - - -	Extended Trot
—	Lope
— — —	Extended Lope
////	Back
\\	Lead Change

1. Walk
2. Trot serpentine
3. Walk
4. Extended trot
5. Trot
6. Lope left lead
7. Lope over logs
8. Extended lope left lead
9. Collect lope, change leads (simple or flying)
10. Lope right lead
11. Lope circle
12. Stop and back
13. Side pass to gate, left hand push into pen
14. Walk through cattle, right hand push out

Note: The drawn description of this pattern is only intended for the general depiction of the pattern. Exhibitors should utilize the arena space to best exhibit their horses.

RANCH RIDING - PATTERN 12



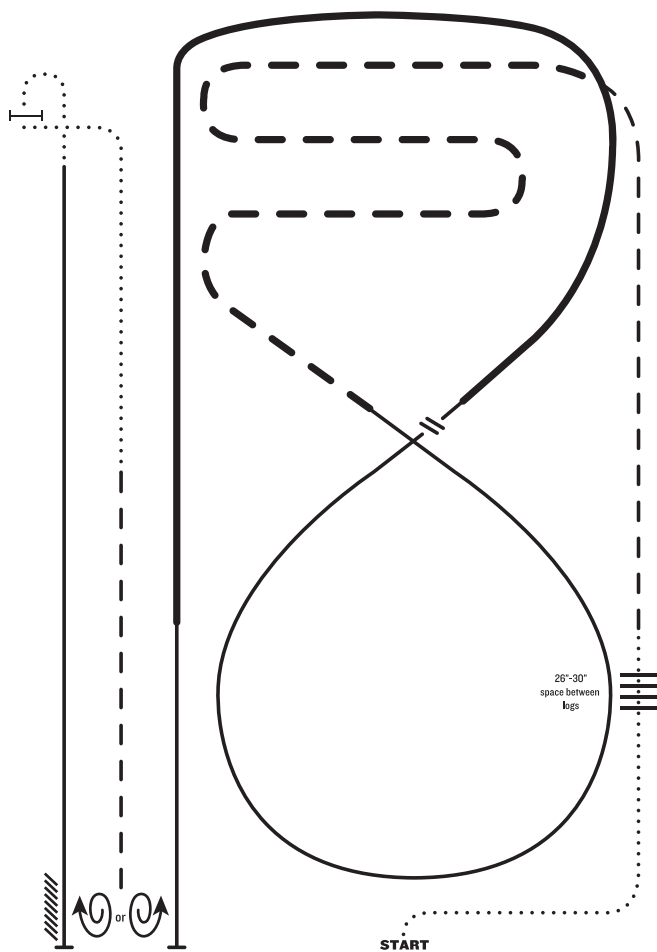
LEGEND

.....	Walk
....	Extended Walk
- - -	Trot
- - - -	Extended Trot
—	Lope
— — —	Extended Lope
////	Back
\\	Lead Change

1. Walk
2. Trot
3. Trot over logs, stop
4. Side pass right over log
5. 1 1/2 turn right
6. Extended lope right lead
7. Lope right lead
8. Extended trot
9. Lope left lead
10. Walk
11. Trot
12. Stop and back

Note: The drawn description of this pattern is only intended for the general depiction of the pattern. Exhibitors should utilize the arena space to best exhibit their horses.

RANCH RIDING - PATTERN 13

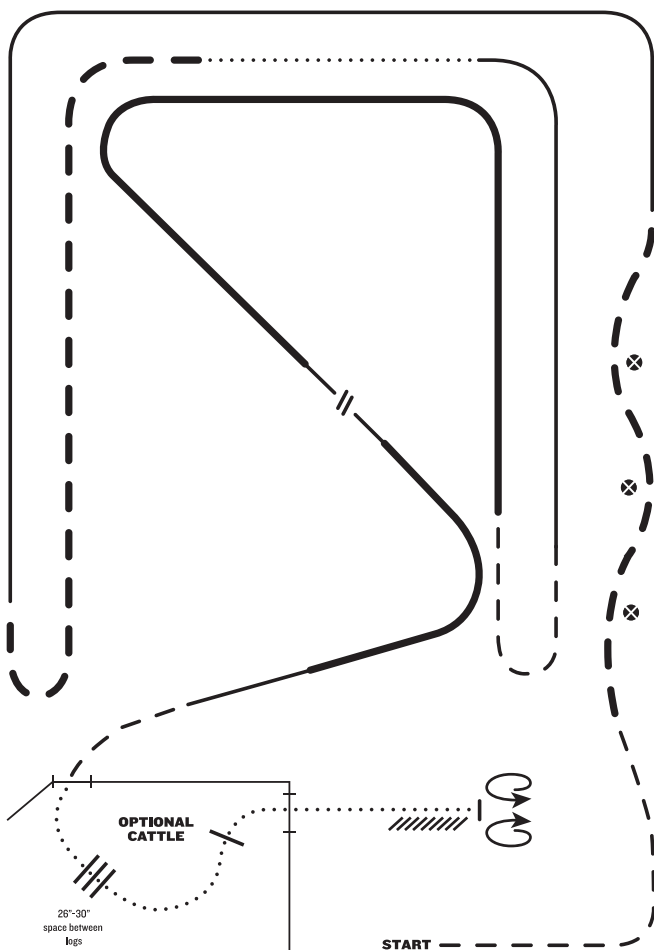


1. Walk
2. Walk over logs
3. Trot
4. Extended trot serpentine
5. Lope right lead
6. Change leads (simple or flying)
7. Extended lope left lead, collect lope
8. Stop, 1 1/2 turn either direction
9. Trot
10. Walk to gate
11. Right hand push gate
12. Walk, lope left lead
13. Stop and back

LEGEND	
.....	Walk
.....	Extended Walk
- - -	Trot
- - -	Extended Trot
———	Lope
———	Extended Lope
////	Back
∩	Lead Change

Note: The drawn description of this pattern is only intended for the general depiction of the pattern. Exhibitors should utilize the arena space to best exhibit their horses.

RANCH RIDING - PATTERN 14



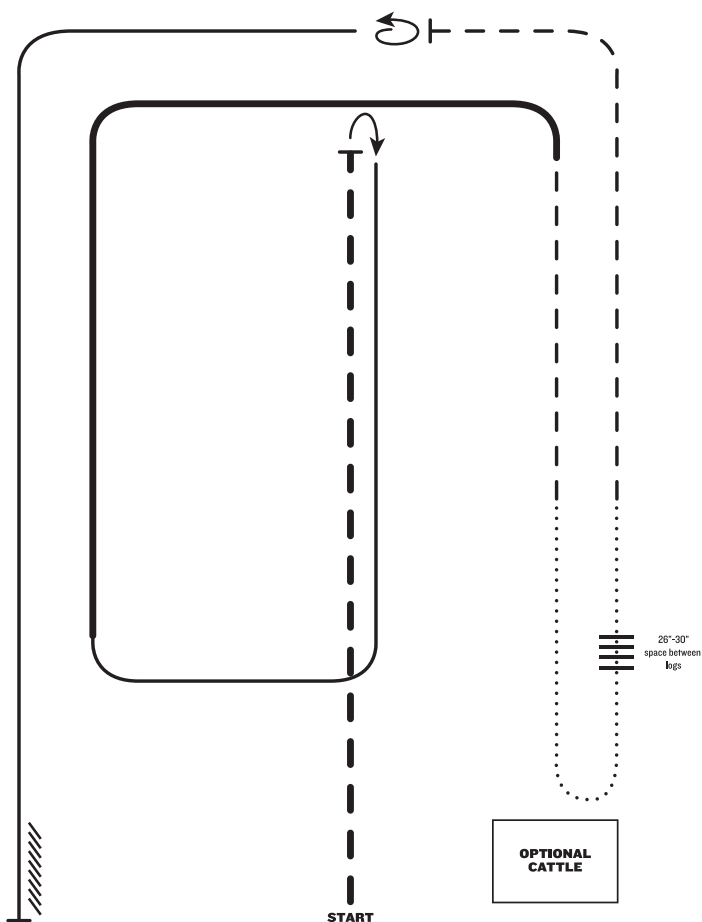
1. Trot
2. Extended trot
3. Lope left lead
4. Extended trot
5. Walk
6. Lope right lead
7. Trot
8. Extended lope left lead
9. Collect lope, change leads (simple or flying), extended lope right lead, collect lope
10. Trot
11. Left hand push gate into pen
12. Walk over logs
13. Right hand push gate out of pen
14. Walk
15. Stop, 360° turn each direction (either direction 1st) (L-R or R-L)
16. Back

LEGEND

.....	Walk
.....	Extended Walk
- - -	Trot
- - -	Extended Trot
—	Lope
—	Extended Lope
////	Back
//	Lead Change

Note: The drawn description of this pattern is only intended for the general depiction of the pattern. Exhibitors should utilize the arena space to best exhibit their horses.

RANCH RIDING - PATTERN 15



1. Extended trot
2. Stop, rollback right
3. Lope right lead
4. Extended lope right lead
5. Trot
6. Walk
7. Walk over logs
8. Walk
9. Trot
10. Stop, 360° turn left
11. Lope left lead
12. Stop and back

LEGEND	
.....	Walk
.....	Extended Walk
- - -	Trot
- - -	Extended Trot
— — —	Lope
— — —	Extended Lope
//////	Back
\\	Lead Change

Note: The drawn description of this pattern is only intended for the general depiction of the pattern. Exhibitors should utilize the arena space to best exhibit their horses.

SHW418.6 It is suggested competitors use a breast collar and a rear cinch.

SHW418.7 When exhibiting in a snaffle bit or hackamore, an exhibitor may switch between two hands and one hand on the reins at any time.

SHW419. Ranch Riding Penalties. Maneuver evaluations and penalty applications are to be determined independently. The following penalties will be applied to each occurrence and be deducted from the final score:

SHW419.1 One (1) point

Too slow (per gait)

Over-bridled (per maneuver)

Out of frame (per maneuver)

Break of gait at walk or trot for 2 strides or less

Wrong lead or out of lead for 2 strides or less

SHW419.2 Three (3) point

Break of gait at walk or trot for more than 2 strides

Break of gait at lope, except when correcting an incorrect lead

Wrong lead or out of lead **for more than two strides**

Draped reins (per maneuver)

Out of lead or cross-cantering more than two strides when changing leads

Trotting more than 3 strides when making a simple lead change

Trotting for more than 3 strides in lope departures or exiting a rollback into a lope from a stop or walk

Severe disturbance of any obstacle

SHW419.3 Five (5) point

Blatant disobedience (including, kicking, biting, bucking, rearing and striking) for each refusal

SHW419.4 Off Pattern (OP) Placed below horses performing all maneuvers

Eliminates or adds maneuver

Incomplete maneuver

Repeated blatant disobedience

Use of two hands (except junior and Level 1 horses shown in a snaffle bit/hackamore), more than one finger between split reins or any fingers between romal reins (except in the two rein)

SHW419.5 Zero (0) score

Illegal equipment including hoof black, braided or banded manes, or tail extensions

Willful abuse

SHW419.6 No specific penalties will be incurred for nicks/hits on logs but deduction may be made in maneuver score.

SHW419.7 No specific penalties will be incurred for over/under spins but deduction may be made in maneuver score.

SHW420. RANCH TRAIL This class should test the horse's ability to cope with situations encountered while being ridden through a pattern of obstacles generally found during the course of everyday ranch work. The horse/rider team is judged on the correctness, efficiency, and pattern accuracy with which the obstacles are negotiated, and the attitude and mannerisms exhibited by the horse. Judging emphasis is on identifying the well broke, responsive, and well-mannered horse which can correctly navigate and negotiate the course. The ideal ranch trail horse should have a natural ranch horse appearance from head to tail in each maneuver.

SHW420.1 No horse may cross enter Trail and Ranch Trail or Trail and Versatility Ranch Horse Trail, regardless of division.

SHW420.2 No horse may cross enter a trail class or walk-trot trail class and ranch trail at the same show regardless of division (youth, amateur, select or open). Show management may run AQHA ranch